

Tools for the job

Use the best pinkeye vaccine, premise insecticide and pour-on insecticide fly control products to prevent the onset and spread of pinkeye disease.



Grenade ER Premise Spray (9.7% Lambda-cyhalothrin)

- Controls face flies that spread pinkeye bacteria
- Microencapsulated formula for greater duration of activity
- One application lasts up to 3 months
- 6 mL/gal water (see label for complete directions)
- Apply to inside and outside hutch surface areas
- Allow to dry thoroughly before placing an animal in the hutch



Ultra Boss Pour-On (5% Permethrin/5% Piperonyl Butoxide)

- Kills and controls the face flies that spread pinkeye
- Provides fly control for up to 8 weeks with a single application
- Low volume 3 mL/100 lb. dosing for easy application
- Apply from the top knot down the front of the face



Piliguard Pinkeye TriView Vaccine (*Moraxella Bovis*)

- Cross-reactivity to 103 strains of *M. Bovis* bacteria for broad spectrum protection
- Sub-unit vaccine technology reduces cell wall related endotoxin levels versus whole cell vaccines
- Fewer injection site reactions

Intervet/Schering-Plough Animal Health • www.intervetusa.com • 800.521.5767

Grenade ER, Ultra Boss, Piliguard and TriView are registered trademarks of Intervet/Schering-Plough Animal Health Corporation or affiliated companies or licensors and are protected by copyrights, trademark and other intellectual property laws. ©2010 Intervet International B.V. All rights reserved.
BV-AP-1010287



Pinkeye Prevention for Calves in Hutch

Pinkeye (infectious bovine keratoconjunctivitis) can have a devastating effect on herd health – and your operation's bottom line.

Preventing pinkeye means preventing pinkeye causing bacteria (*Moraxella Bovis*) from attaching and colonizing on the eye. Preventing flies from irritating eyes and spreading disease; and controlling fly numbers by eliminating fly breeding areas.


1. Break the cycle by removing breeding material and killing flies where they rest, feed and breed.
2. Prevent pinkeye infections from taking hold in the eye with protection through a vaccine.

STEP

1

ONE DAY PRIOR TO ARRIVAL

Before calves are placed in hutch



Premise Fly Control

Kills face flies and other insects where they rest

- Clean and disinfect the empty hutch
- Mix Grenade ER Insecticide at a rate of 6 mL/ gallon of water (see label for complete directions)
- Apply mixture evenly to all surfaces of the hutch; allow to dry before calves enter
- See label for additional dosing




STEP

2

ON ARRIVAL

When calves are placed in hutch



Pour-On Fly Control

Kills and controls the face flies that spread pinkeye

- Apply 3 mL ULTRA BOSS pour-on from the top-knot down the front of the face
- Only re-apply if fly levels rise visibly




STEP

3

3-6 WEEKS

Prior to Pinkeye Season



Pinkeye Vaccination

Broad spectrum protection against the bacteria that causes pinkeye

- Remove PILIGUARD® PINKEYE TRIVIEW® vaccine from refrigerated storage
- Shake well and inject 2mL of Piliguard Pinkeye Triview subcutaneously in the neck
- Protective antibodies develop in the tears and bathe the eye
- Cross reacts to 103 different strains of *M. Bovis* bacteria

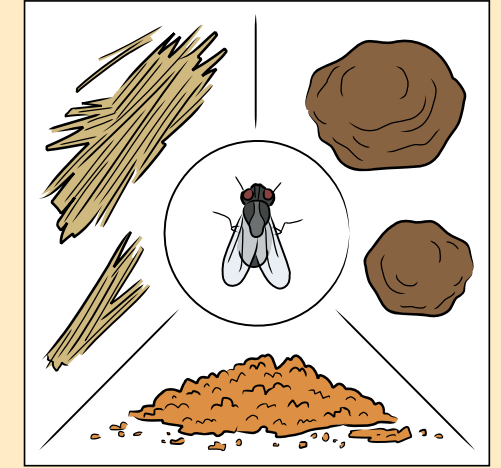


STEP

4

CONTINUING

Check daily or weekly



Fly Breeding Prevention

Eliminates the materials where flies reproduce

- Manure, moist hay, spilled feed and any other plant matter should be removed weekly
- Check frequently for a buildup of these materials